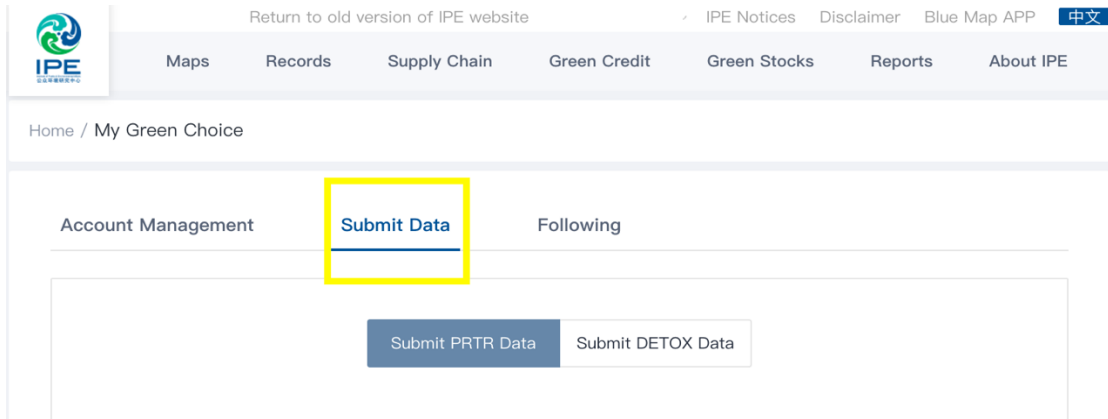


PRTR Reporting Guidance

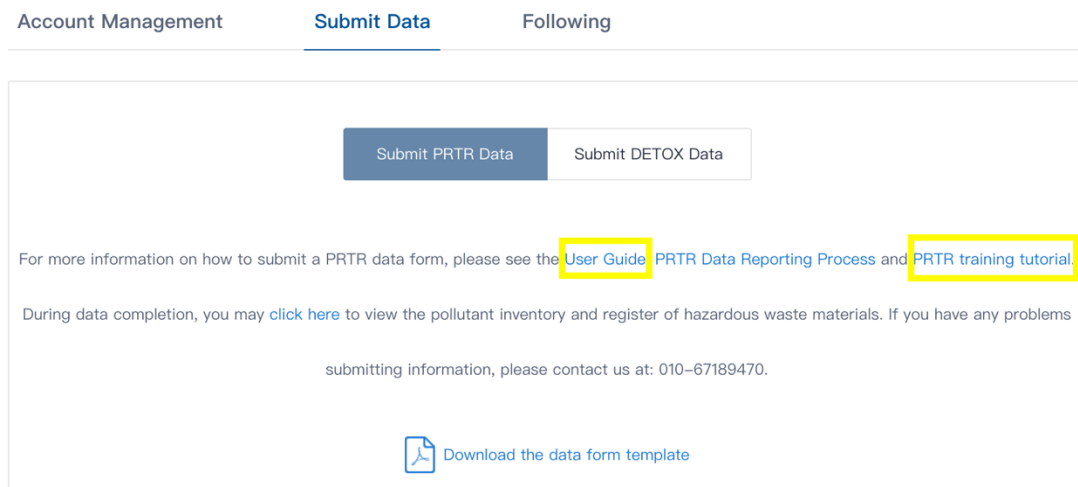
1. Please login/ register before submitting PRTR data.



2. Once logged in successfully, find the submission form under “Submit Data”.



3. Before submitting the data form, please take a look at the “User Guide” and “PRTR training tutorial.”



4. Download the data form template and fill out the form.

Submit PRTR Data

Submit DETOX Data

For more information on how to submit a PRTR data form, please see the [User Guide](#), [PRTR Data Reporting Process](#) and [PRTR training tutorial](#). During data completion, you may [click here](#) to view the pollutant inventory and register of hazardous waste materials. If you have any problems submitting information, please contact us at: 010-67189470.



Download the data form template

Submit PRTR Data

5. Once completed, click "Submit PRTR Data."

For more information on how to submit a PRTR data form, please see the [User Guide](#), [PRTR Data Reporting Process](#) and [PRTR training tutorial](#).

During data completion, you may [click here](#) to view the pollutant inventory and register of hazardous waste materials. If you have any problems submitting information, please contact us at: 010-67189470.



Download the data form template

Submit PRTR Data

6. After the data template has been successfully submitted, click "Next" to submit data source document(s) (in PDF format).



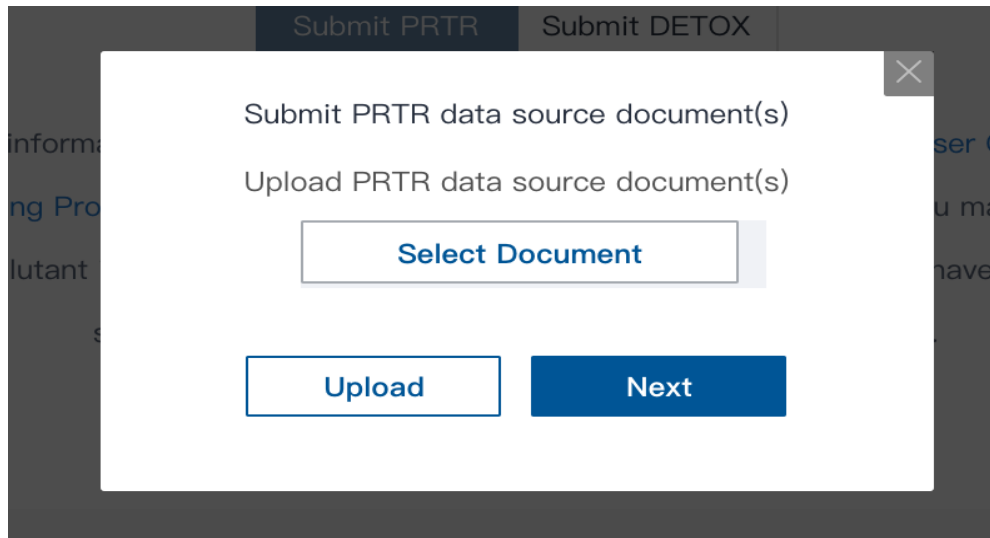
Submit PRTR data

[View](#)

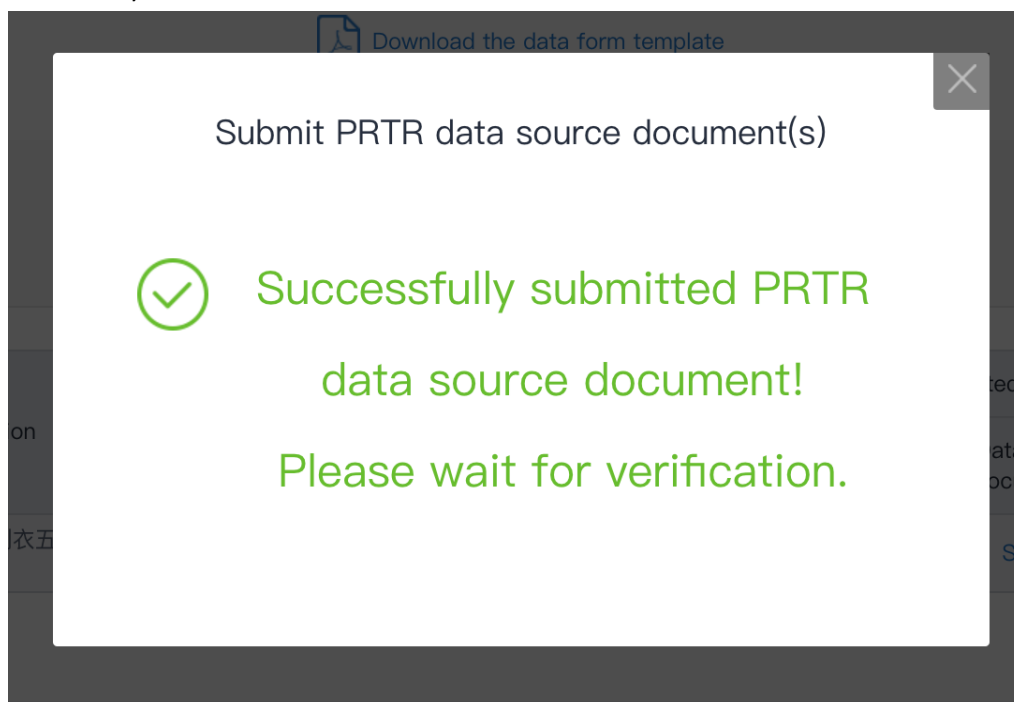
[Select again](#)

Next

7. Please click "Select Document" to submit data source document(s), then click "Upload." Once uploaded successfully, click "Next".



8. The following notification should display after PRTR data source documents have been successfully submitted:



9. Once the verification process is complete, IPE will send an automatic notification to company's registered e-mail. Please print the data form, and stamp the copy with official company seal. Then scan and save it in PDF format as confirmation.

Additional Information

Monitoring Reports	[d]
Note	
Information	Data Source:A.Pollutant Discharge Reporting and Registration Form; B.Key Environmental Hazardous Chemicals and their Characteristic Chemical Pollutants – Release and Transfer Form; C.Cleaner Production Audit Report; D.Green Choice Audit Report; E.Other 3rd Party Audit Report; F.Self Calculated; H.Others (Please note); ; Measurement Method:I.Realtime automatic monitoring data from the EPB; II.Inspection data from the EPB (manually sampled); III.3rd-party monitoring data (manually sampled); IV.Self-declared data (manually sampled); V.Mass Balance; VI.Discharge/Emission Parameter; VII.Industrial Process Estimation; e.Others (Please note); ; Method of Hazardous Waste Treatment:a.Main raw material; b.Auxiliary material; c.Industrial process; d.Treatment facilities; ; Source of Data on amount of hazardous Waste Transferred:f.Reused On-site; g.Burned On-site; h.Stored On-site; i.Buried; j.Transferred to qualified treatment vendor (please state); ;

[Print Data Form](#)

10. Submitted emissions data will be disclosed under the “Records” section on IPE’s website.

Return to old version of IPE website sameen > IPE Notices Disclaimer Blue Map APP 中文

Maps **Records** Supply Chain Green Credit Green Stocks Reports About IPE

企业表现

450236

Total Environmental Supervision Records

Introduction to Data

User Guide

Please input enterprise name Search Batch Search

Supervision Records Conditional White List Online Data Enterprise Feedback **Emissions Data**