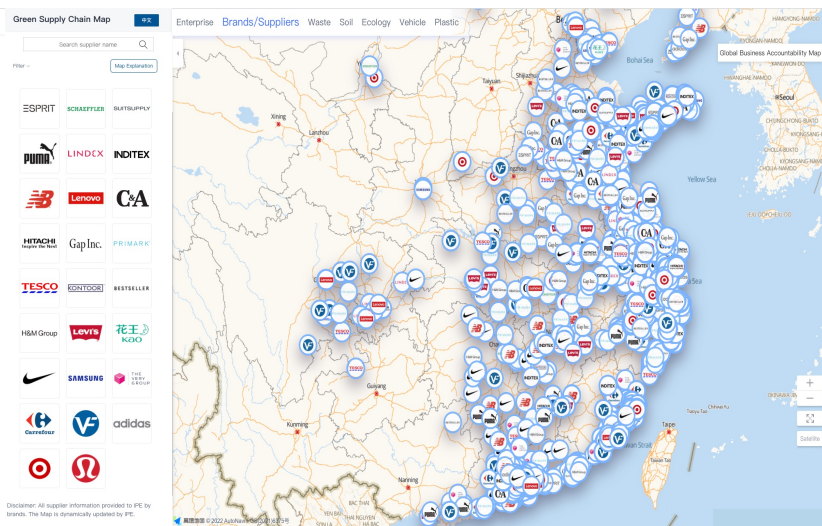


Green Supply Chain Map

The first interactive platform to openly link brands' disclosed supplier lists to publicly-available data concerning supplier environmental performance and carbon emissions

Jointly launched by [NRDC](#) and [IPE](#) in 2018, the [green supply chain map](#) is the first interactive platform dedicated to showcasing leading brands' commitment to supply chain transparency and environmental management. The map provides an important tool to supervise and promote supplier environmental compliance.



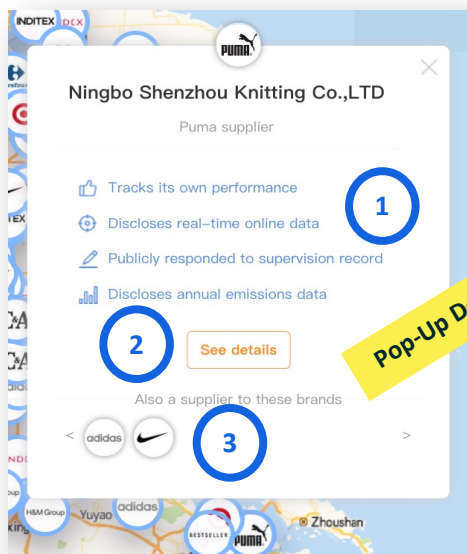
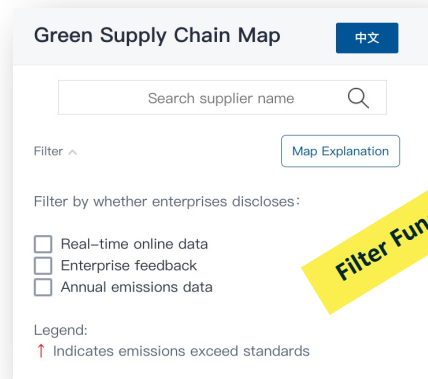
The map openly links brands' disclosed supplier lists in China to publicly-available data concerning supplier environmental performance, **including government real-time monitoring data for air emissions and wastewater discharge and self-disclosed annual emissions data for pollutants and greenhouse gases.**

The map is **bilingual**, featuring both English and Chinese versions and also includes a **search bar to check supplier name by keyword.**

Filter Function

Map users can **filter by brand** to view individual companies' supply chains and can also **filter to see the type of data the facility discloses:**

- real-time emissions data, including compliance status
- feedback about environmental record(s) and
- annual resource usage data and emissions data for pollutants and greenhouse gases

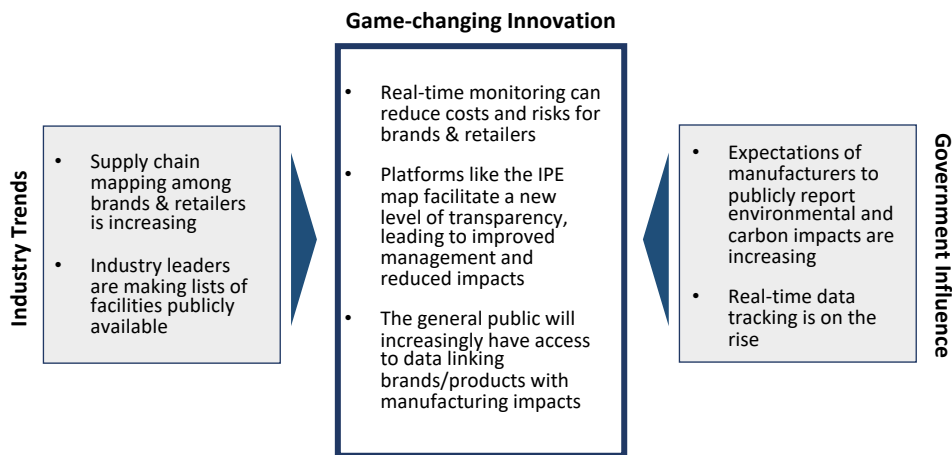


Pop-up Details

- ① Pop-up window displays details whether the facility uses the [Blue EcoChain](#) system to track its own environmental performance and whether it discloses real-time emissions data, has publicly responded to an environmental supervision record, and/or discloses its annual emissions data.
- ② Clicking "see details" will take a user to the facility's profile within the "records" portion of IPE's Blue Map Database.
- ③ Viewers can also see if the facility supplies to other customer brands on the map.

The map enables companies and brands to exercise leadership with this game-changing transparency that bolsters industry, government, and public oversight.

The launch of the map creates opportunities to accelerate supply chain environmental improvements by putting the onus on suppliers to actively maintain environmental management and transparency. It also facilitates transparency surrounding other supply chain environmental impacts, such as GHG emissions.



The map has the potential to become a true game-changer for public environmental oversight and improvement efforts for industrial manufacturing in China.

We hope to see more brands step up their game and join the map to connect the missing dots of accountability in the vast network of global supply chains.

Ma Jun

Founding Director of IPE



Our Responsible Sourcing strategy is grounded in our commitment to supply chain transparency and our embrace of opportunities to drive positive change. One way we do both is by sharing our supplier factory list and data with the Institute of Public & Environmental Affairs (IPE) Green Supply Chain Map. IPE's Map provides real-time performance data and historical trend information related to air-pollution emissions and wastewater discharge for thousands of major Chinese manufacturing factories.

2021 Target Corporate Responsibility Report



To be a BESTSELLER supplier, new suppliers are required to remediate all violation records on IPE's public database. If factories want a higher rating, they are encouraged to share their pollutant data (PRTR data) and demonstrate that they are monitoring their overall environmental footprint and setting targets to reduce their impacts... BESTSELLER is part of IPE's Global Brand Map initiative, a publicly accessible map where you can see our suppliers' environmental performance in real-time, as well as our suppliers' remediation history...

2021 BESTSELLER Sustainability Report

Key Benefits of Green Supply Chain Map

- Raises the disclosure level of corporate environmental and carbon information, demonstrates commitment to supply chain excellence*
- Opens up supply chain to public supervision, forges social trust, and boosts multi-party collaboration*

* Aligns with the Green Supply Chain CITI Index evaluation guidelines: <http://www.ipe.org.cn/GreenSupplyChain/CITI.html>

? FAQ

How can leading brands become part of the map?

To be included on the map, brands must fill out a supplier list template with relevant information about their suppliers, including suppliers' Chinese and English names and location information, and submit it to IPE.

If brands already made their supplier lists published, what's the point of joining the green supply chain map?

The point of our map is that it goes beyond a simple list of names, linking brands with the environmental performance of their factories, and that the data provided is in real time. It's without a doubt a greater level of transparency and accountability than a simple list of factories.

How often will supplier information on the map be updated?

The supplier information on the map is dynamically updated by IPE. Brands may submit any changes and/or updates to their lists on a monthly or quarterly schedule.

Additional questions?

If you have additional questions about the green supply chain map, please reach out to IPE Green Supply Chain team (gsc@ipe.org.cn)

For more information about the map, please read the [press release here](#) and check out [media coverage](#) of the initiative, including from [Quartz](#), [Triple Pundit](#), [GreenBiz](#), [Environmental Leader](#), and [Devex](#).

JOIN THE MAP BE PART OF THE CHANGE



(Brand logos in no particular order)