

Institute of Public and Environmental Affairs Supply Chain Oversight Workshop

June 2019

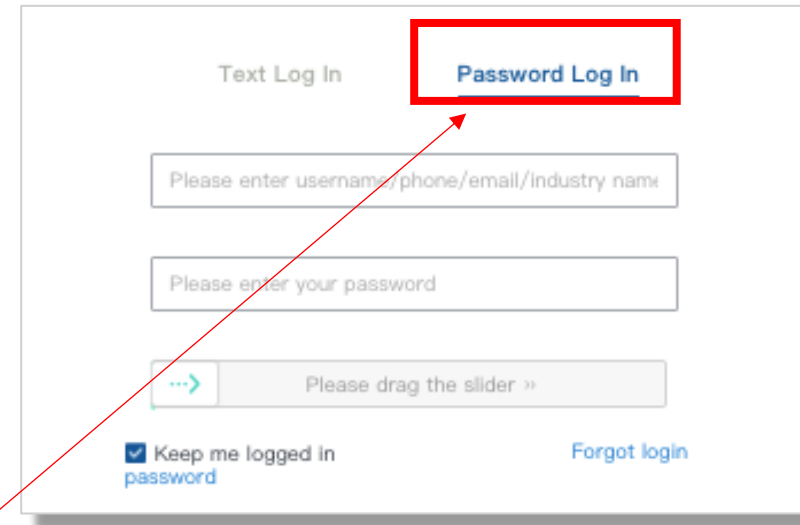
Navigate to the IPE website

Go to the IPE website at wwwen.ipe.org.cn

Click the Login button on the top bar, then **Password Log In**

Username: IPEWorkshop

Password: BlueMap2019



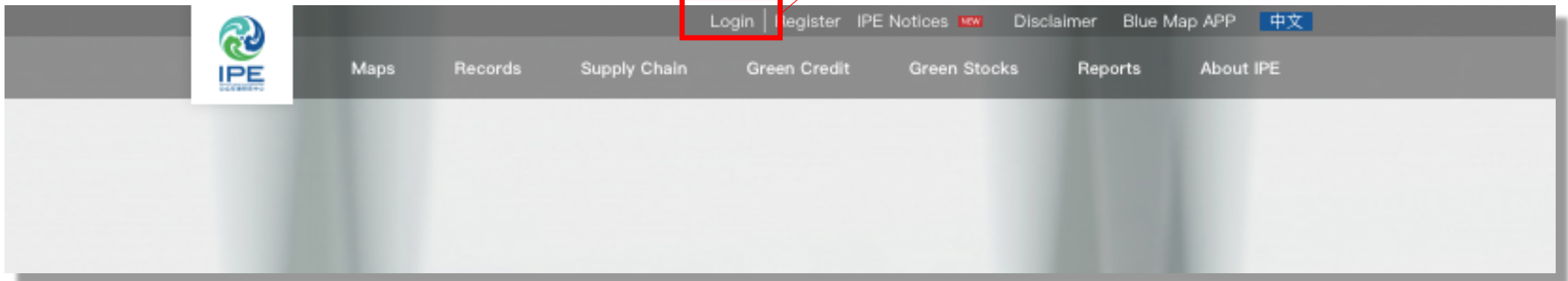
Text Log In **Password Log In**

Please enter username/phone/email/industry name

Please enter your password

...> Please drag the slider >>

☒ Keep me logged in [Forgot login](#)



Step 1. Map suppliers

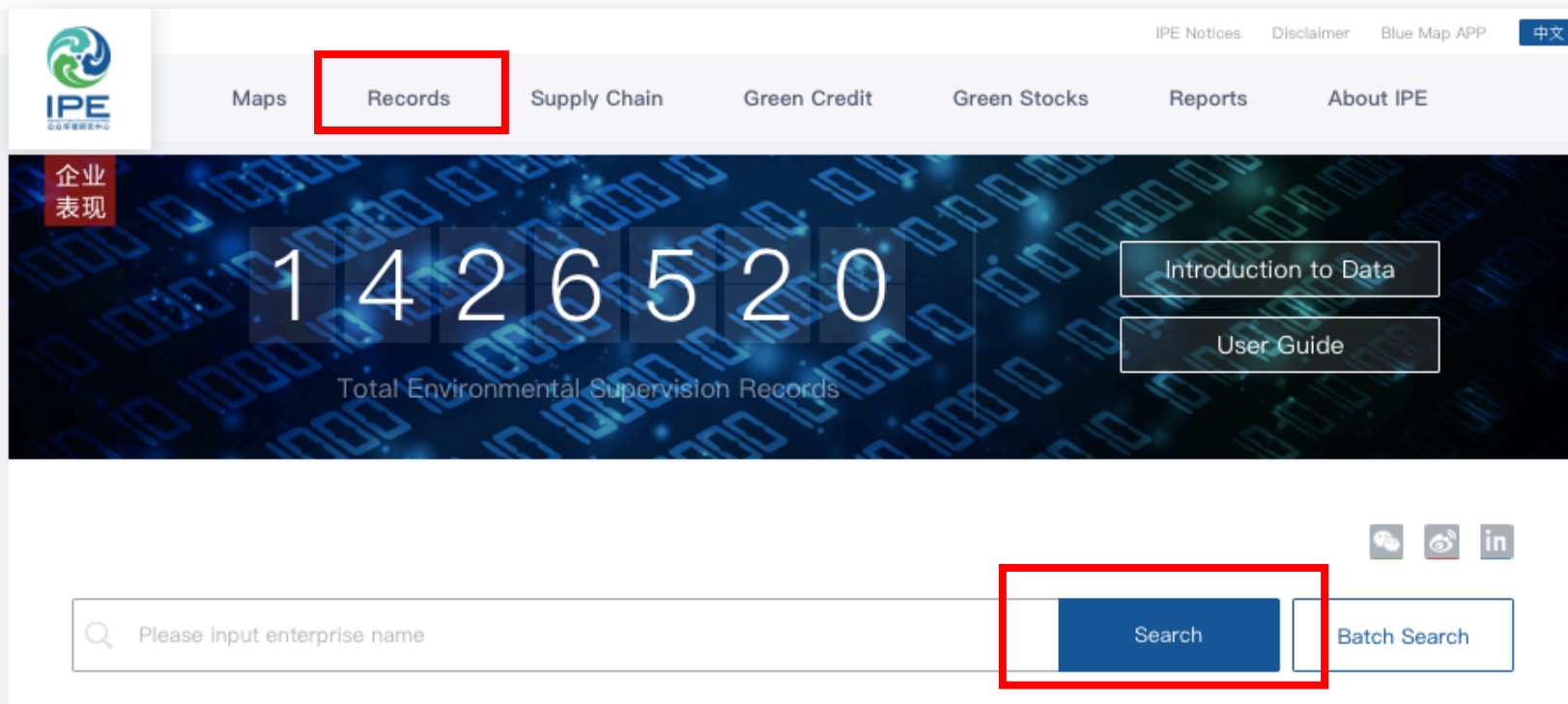
The first step to supply chain management is mapping and developing a list of suppliers.

For this workshop, we have provided these five suppliers:

English Name	Chinese Name	City	Province
Shandong Dahaitian Printing & Dyeing Co. Ltd.	山东大海天印染有限公司	Weifang	Shandong
Shijiazhuang Lisheng Dyeing Co. Ltd.	石家庄利盛印染有限公司	Shijiazhuang	Hebei
Shanghai Coats Co. Ltd.	上海高士线业有限公司	Shanghai	Shanghai
Zhejiang Yuexin Dyeing & Printing Co. Ltd.	浙江越新有限公司	Shaoxing	Zhejiang

Step 2. Screen the factories on the list

Navigate to the Records tab on the website menu. Enter suppliers one at a time by typing their English names into the search bar and pressing **Search**.



Reading Environmental Records

Go to the enterprise's environmental records page by clicking on their name

Review environmental violation records under **Supervision Records**. Select records by year and read the content below.

Original government documents are cited at the very bottom of the page.

Shandong Dahaitian Printing and Dyeing Co., Ltd.

+ Follow

Expand Basic Enterprise Information

Supervision Records

Supervisory Monitoring Data

Online Data

Enterprise Feedback

Emissions Data

Environmental Impact Assessment

Enterprise Accidents

Years (Source):

2019 (3)

2018 (2)

2017 (3)

2016 (2)

2014 (1)

2010 (1)

Year of Collection

Records by year

Content (2019)

序号	环境违法违规行	执法文书	处罚类型	记分	核销状态	处理处罚时间	处罚(移送)部门
3	2019年4月15日, 我局执法人员对该单位进行了现场检查, 并委托潍坊市环境监测中心站监测人员在该单位污水排放口提取了水样, 经监测, 该单位所排污水中总氮浓度为36 mg/L, 超过《纺织染整工业水污染物排放标准》(GB 4287-2012)规定的排放限值, 超标0.2倍。	潍环罚字[2019]ZD012号	罚款5万元以上不足20万元	2	未核销	20190517	潍坊市环保局

附件:
[《山东大海天印染有限公司》处罚决定书5.141558059354885.doc](#)

Source 潍环罚字[2019]ZD012号, 潍坊市环保局, 2019/5/17 0:00:00



Online Monitoring Data

If an enterprise is supplying real-time monitoring data for air or water emissions, you will be able to view these values after under **Online Data**.

Click “Trend” to see the past 30 days of data.

Hover your mouse over bar to see exact values.

Scroll down to view more chemicals and discharge points, differentiated by number.

Expand Basic Enterprise Information ▾

- Supervision Records
- Supervisory Monitoring Data
- Online Data
- Enterprise Feedback
- Emissions Data
- Environmental Impact Assessment
- Enterprise Accidents

Years (Source):

Year of Collection

2018 (3) ▾

2017 (2) ▾

2016 (3) ▾

2015 (2) ▾

2014 (2) ▾

2013 (2) ▾

PRTR

Pollutants in Effluent

Pollutant	CAS No.	Total Release and Transfer Volume	Data Source	Measurement Method	Characteristic Pollutant	Submitted By
COD	—	2.6206 t	Third Party Monitoring Data	Self-Calculated	Yes	Enterprise
NH ₃ -N	—	0.0557 t	Third Party Monitoring Data	Self-Calculated	Yes	Enterprise
Suspended Solids	—	—	—	—	—	Enterprise
BOD ₅	—	28.225 t	Third Party Monitoring Data	Self-Calculated	Yes	Enterprise
Total Nitrogen	—	0.9479 t	Third Party Monitoring Data	Self-Calculated	Yes	Enterprise
Total Phosphorus	—	20.2 kg	Third Party Monitoring Data	Self-Calculated	Yes	Enterprise
Petroleum	—	80 kg	Third Party Monitoring Data	Self-Calculated	Yes	Enterprise
Phenols(Volatile Phenols)	—	—	—	—	—	Enterprise
LAS	—	390 kg	Third Party Monitoring Data	Self-Calculated	—	Enterprise
Cyanide	—	1 kg	Third Party Monitoring Data	Self-Calculated	—	Enterprise

Pollutant Release & Transfer Registry

If an enterprise has provided PRTR data, it will be available under **Emissions Data**

Scroll down to read through the enterprise wastewater and air emissions data, energy and water consumption, and hazardous chemical use and disposal.

[Expand Basic Enterprise Information](#) ▾

Supervision Records

Supervisory Monitoring Data

Online Data

Enterprise Feedback

Emissions Data

Environmental Impact Assessment

Enterprise Accidents

Feedback Type

☒ Supervision Record Feedback ☐ Self-monitoring Data Feedback ☐ GCA Audit Report

Feedback Content



行政处罚书



情况说明

Feedback Source

Feedbacks provided by Changzhou Deyi Printing&Dyeing Co., Ltd.

Publication Date

2018-11-12

Enterprise Feedback

If an enterprise has provided feedback regarding a violation record, the original documents will be available under **Enterprise Feedback**.

View the type of feedback here.

Click here to open the audit report and relevant documents (Chinese).

Note: If the enterprises passes an IPE-approved audit, its records will be removed from the IPE database.

Step 3. Summarize and Evaluate Results

Use the form provided to summarize and analyze the performance of these enterprises.

Enterprise Name	Violation records?	Real-time monitoring data?	GCA audit?	PRTR data?
Shandong Dahaitian Printing & Dyeing Co. Ltd.				
Shijiazhuang Lisheng Dyeing Co. Ltd.				
Shanghai Coats Co. Ltd.				
Changzhou Deyi Printing and Dyeing Co., Ltd.				

Step 4. Group Discussion



Step 4. Develop Game Plan

Given the available information on the example enterprises, how would you proceed? For each enterprise, decide priorities, develop a response plan.

Name	Response
Shandong Dahaitian Printing & Dyeing Co. Ltd.	
Shijiazhuang Lisheng Dyeing Co. Ltd.	
Shanghai Coats Co. Ltd.	
Zhejiang Yuexin Dyeing & Printing Co. Ltd.	

Options to consider

- A) No correspondence
- B) Send a letter to the enterprise summarizing violations and requesting a public explanation on the Blue Map
- C) Require the enterprise to demonstrate compliance through record removal. Consider business consequences.
- D) Other: _____

Thank you!

Linda Greer, Senior Fellow, linda@linda-greer.com

Helen Ding, Green Supply Chain Director, shanshan.ding@ipe.org.cn



*Scan to download
the Blue Map app*